

# Rhythm Bingo Game Instructions

**Intended Use:** Beginning Group Piano Classes

**Number of Players:** Up to 6

**Set-up:** Give each student one Rhythm Bingo game card. You will also need some sort of tokens to cover the squares, craft gems or any small objects will work. If pages are laminated students could mark off squares with a dry erase marker. Small draw cards should be cut out and stacked in a draw pile.




## Instructions for Play:

Teacher will draw one rhythm card from the draw pile and clap or play the rhythm on the card. Students look for this rhythm on their bingo card and cover up if present (not all cards have all the rhythms). First student to cover a row of 3 rhythms calls "bingo" and wins!



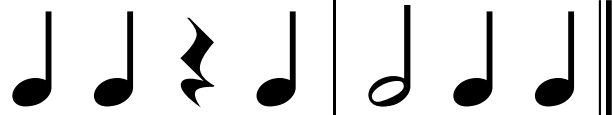
# Rhythm Bingo

		
	Free Space	
		

# Rhythm Bingo

		
	Free Space	
		









# Rhythm Bingo

		
	<p>Free Space</p>	
		

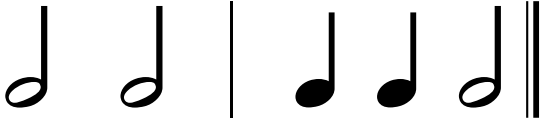

# Rhythm Bingo

		
	Free Space	
		

# Rhythm Bingo

		
	Free Space	
		

# Rhythm Bingo

		
	<p>Free Space</p>	
		

# Rhythm Bingo Draw Cards



# Rhythm Bingo Draw Cards

